

# Module 7



## Dos and Don'ts for the United Nations Police

### Module at a Glance

#### Overview

This module aims to summarize the material covered in the first six modules of the training course by focusing on best practices to be applied by United Nations Police officers when working with children.

#### Learning Objectives

At the end of the module, learners will be able to:

- Recall key messages from each module
- Correctly apply the key messages in their capacity-building role in support of the host-State police

## Module Map

**Duration: 100 minutes (1 hour and 40 minutes)**

<b>The Module</b>	
Introduction	Slides 0-3
Dos and don'ts for the United Nations Police	Slide 4
<b>Learning Activities</b>	
Learning Activity 7.1	Page 5
Additional information	Page 6 + Separate file

## The Module



*In this module, instructors will help United Nations Police (UNPOL) personnel recall the key messages from the six modules of the training course and prepare for their monitoring, mentoring and advisory role in the mission. Learners will be reminded of the positive behaviours expected of UNPOL officers with regard to child protection. Learning Activity 7.1 takes the form of a series of “dos and don'ts” in line with the content presented in modules 1 to 6.*

*NOTE to instructors: there are different ways to facilitate this module. The key variables that will influence your facilitation strategy include the amount of time available, the modules covered, the size of the group, and the dynamics among participants. Possible strategies to consider when preparing the module include:*

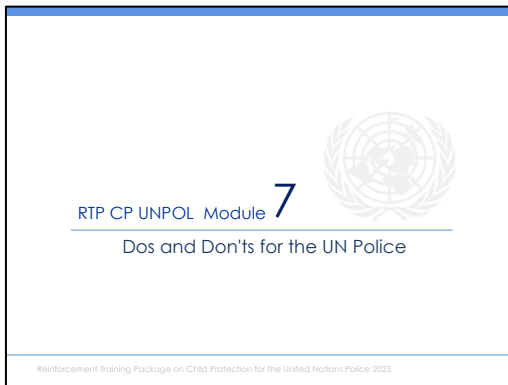
- *Coverage of modules 1 to 6: instructors are encouraged to cover all the dos and don'ts in this module, even if only parts of modules 1 to 6 may have been covered. Learning Activity 7.1 serves as both a reminder of the content covered, as well as a refresher for content not covered in this course, but with which participants should nevertheless be familiar.*
- *Division of labour: instructors should ensure that all participants have the opportunity to review all the dos and don'ts statements covering the entire course, in their group work. This would ensure greater assimilation of learning objectives. It is therefore suggested to allow all the groups to review the 60 statements and to determine, as a group, first of all, whether each statement is a “do” or a “don't”. Nonetheless, if time is limited, instructors may want to ask each group to focus only on the dos and don'ts statements of one module. During the debriefing, participants will have the opportunity to listen to all the statements.*
- *Support material: as mentioned in the introduction, this module can be facilitated without handouts and a PowerPoint presentation, by asking participants to review the statements from their device, and/or the instructor may read the statements out loud and ask the participants to vote for “do” or “don't” each time.*
- *Expanding the list of statements: instructors are encouraged to add statements to those already listed when relevant so as to reflect particular learning objectives that generated more discussion when facilitating the modules. This will reinforce the importance of those takeaways.*
- *Methodology: This module can be facilitated in different creative ways: e.g., voting by show of hands or feet or other, using cards, or plenary discussions, etc.*

## Starting the Module

Introduce the following (show slides 0-3):

- Title page and lesson topic
- Aim
- Learning Objectives
- Module Overview

### Slides 0-3: Introduction slides

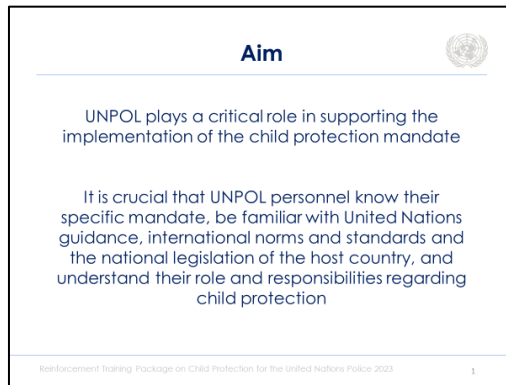


RTP CP UNPOL Module **7**

Dos and Don'ts for the UN Police

Reinforcement Training Package on Child Protection for the United Nations Police 2023

This slide features the United Nations logo on the right and the text 'RTP CP UNPOL Module 7' and 'Dos and Don'ts for the UN Police' on the left. A small footer at the bottom reads 'Reinforcement Training Package on Child Protection for the United Nations Police 2023'.



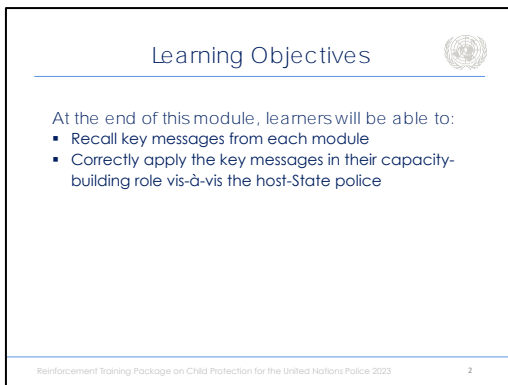
**Aim**

UNPOL plays a critical role in supporting the implementation of the child protection mandate

It is crucial that UNPOL personnel know their specific mandate, be familiar with United Nations guidance, international norms and standards and the national legislation of the host country, and understand their role and responsibilities regarding child protection

Reinforcement Training Package on Child Protection for the United Nations Police 2023

This slide has the title 'Aim' at the top right, followed by the United Nations logo. The main text describes the role of UNPOL and the importance of understanding the mandate and host country laws. A small footer at the bottom reads 'Reinforcement Training Package on Child Protection for the United Nations Police 2023'.



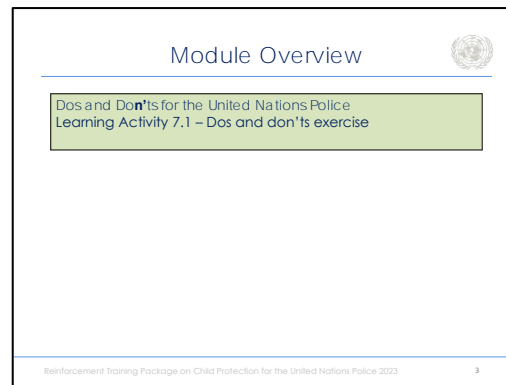
**Learning Objectives**

At the end of this module, learners will be able to:

- Recall key messages from each module
- Correctly apply the key messages in their capacity-building role vis-à-vis the host-State police

Reinforcement Training Package on Child Protection for the United Nations Police 2023

This slide features the title 'Learning Objectives' at the top right with the United Nations logo. It lists two learning objectives. A small footer at the bottom reads 'Reinforcement Training Package on Child Protection for the United Nations Police 2023'.



**Module Overview**

Dos and Don'ts for the United Nations Police  
Learning Activity 7.1 – Dos and don'ts exercise

Reinforcement Training Package on Child Protection for the United Nations Police 2023

This slide has the title 'Module Overview' at the top right with the United Nations logo. A green box contains the text 'Dos and Don'ts for the United Nations Police' and 'Learning Activity 7.1 – Dos and don'ts exercise'. A small footer at the bottom reads 'Reinforcement Training Package on Child Protection for the United Nations Police 2023'.

## Learning Activity 7.1

### Dos and Don'ts for the United Nations Police

**TIME:** 100 minutes

- Introduction of activity and instructions: 5 minutes
- Group work: 35 minutes
- Plenary: 60 minutes

#### Slide 4: Learning Activity 7.1 – Instructions

Learning Activity 7.1

Instructions

- Each group will receive a handout with 60 statements
- In the group, discuss the statements and indicate whether it is a "do" or a "don't" (35 minutes)
- In the plenary, each group will read the statements for one module out loud and indicate their answer
- The other participants will show thumbs up or thumbs down to show their agreement or disagreement with the answer

Reinforcement Training Package on Child Protection for the United Nations Police 2023 4

#### INSTRUCTIONS:

- Divide the participants into six groups.
- Distribute the list of 60 statements to all the groups.
- Ask each group to check "dos" and "don'ts" in relation to each of the 60 statements. Give the groups 35 minutes to complete the exercise (i.e., about 6 minutes per module, each module is associated with 10 statements).
- In the plenary, ask group 1 to present the 10 statements of module 1. Someone in group 1 should read the first statement out loud and indicate whether it is a "do" or a "don't". Then, ask the other five groups to indicate:

 thumbs up, if they think that is the right answer, or

 thumbs down if they don't.

Use the sheet with the correct answers to facilitate the discussion, if necessary.

- Then ask someone else in group 1 read the second statement out loud and proceed in the same way until all 10 statements from module 1 have been presented.
- Once group 1 has covered the 10 statements in module 1, move onto group 2 for module 2 statements and apply the same method until all 60 statements for the six modules have been covered by the six groups.

## Learning Activities

Additional information for the learning activity is in a separate file. It includes:

Number	Name	Methods	Time
7.1	Dos and don'ts for the United Nations Police	Statements	100 minutes