



# Lesson 1.5

## Safety and Security for UNMO

# Lesson 1.5 Content

- Safety / Security overview
- UNSMS
- Responsibility for UNMO safety and security
- Application and implementation

# Learning Objectives

- Explain the difference between risks and threats
- Describe the responsibilities of key individuals that responsible for implementing UNSMS
- Explain security arrangements for UNMO
- Describe personal peacekeeper security measures

# Definitions


- **Safety:** protection against accidental events
- **Security:** protection against intentional damages



# Definitions


## THREAT

Things that could harm us



## RISK

Likelihood of being harmed by **THREAT** and impact of it



**Vulnerability:** a weakness which makes one susceptible to harm



# Possible Threats

- Armed conflict
- Terrorism
- IED
- Crime
- Civil unrest
- Kidnapping / hostage
- Hazards
- Epidemic diseases



# Responsibility for UNMO Safety Security

- Host government – primary
- UNDSS(UNSMS) – reinforce
- Designated Contingent – supplement
- UNMO – essential

# Host Government-Primary

- Security and protection of UN personnel, dependents and property
- Inherent function- maintaining order and protecting persons and property
- Limitation-security forces incapability, willingness



# UNSMS-Reinforces

- Not abrogating responsibility of host governments
- UN duty to reinforce capacities of host governments
- For UN personnel working in areas of insecurity, unstable environments
- Requiring mitigation measures beyond host governments
- United Nations Security Management System (UNSMS)
- Principle of “how to stay”

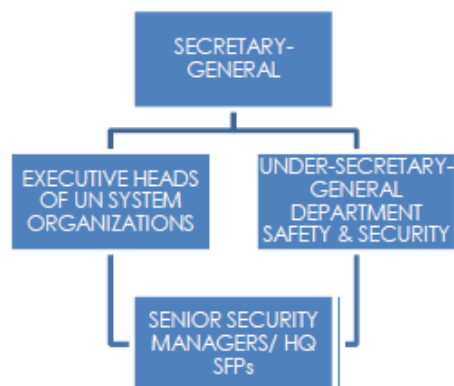
# Principles

For a cohesive Security Management System (SMS):

- Determine acceptable risk
- Adequate, sustainable resources to manage risk
- Development, implementation security policies and procedures

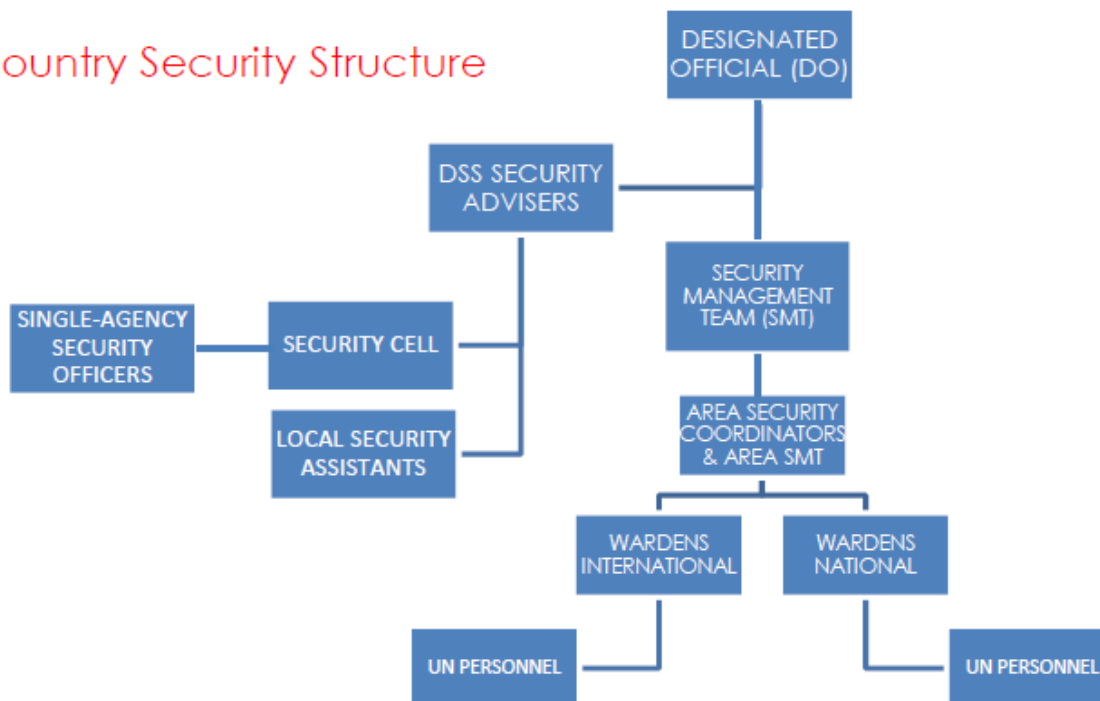
# UNSMS

## UN Strategic Management System



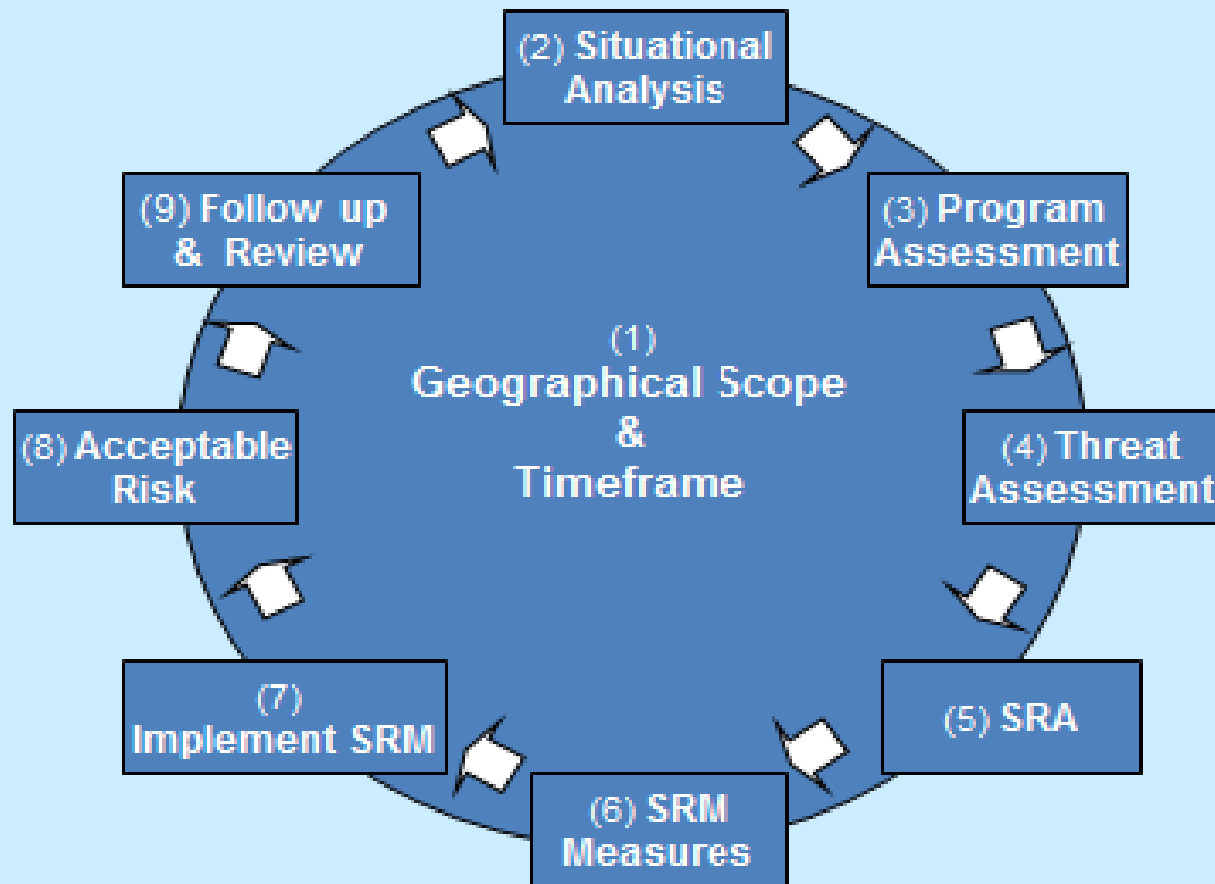
## Security Management Structure

## Country Security Structure



# UNSMS

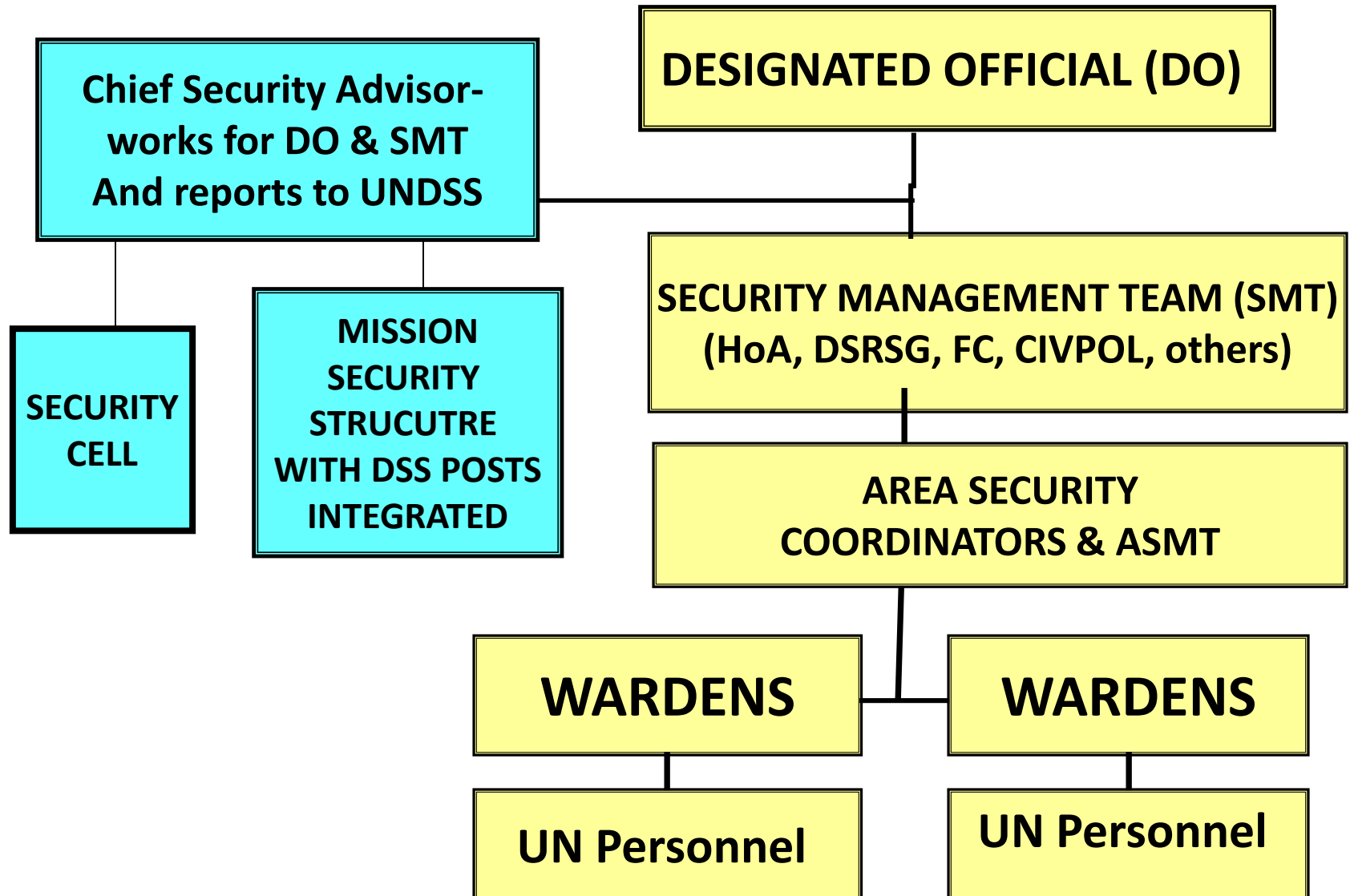
## Security Risk Management Process



# Security Risk Management (SRM)

Risk Matrix		Impact				
		Negligible	Minor	Moderate	Severe	Critical
L I K E L Y H O O D	Very Likely	Low	Medium	High	Very High	Unacceptable
	Likely	Low	Medium	High	High	Very High
	Moderately Likely	Low	Low	Medium	High	High
	Unlikely	Low	Low	Low	Medium	Medium
	Very Unlikely	Low	Low	Low	Low	Low

# UN Structure and Key Actors



# Contingent-Supplement Plans

FHQ / FC assigns responsibility for safety and security of UNMO to Sector Headquarters and units

- FHQ directives and SOPs
- Collocated status
- Contingency plans
- Security escorts





# UNMO-Essential

- Personnel employed by UN system are accountable to their organizations
- All have responsibility to abide by UNSMS policies, guidelines, directives, plans and procedures

# Peacekeepers Can Do

**Abide by UNSMS policies, guidelines, directives, plans, procedures, and training requirements**

**Required for all UN personnel**

## **UNDSS bsafe Course**

**Basic Security in the Field**

# Security Guidelines

- Receive security briefing before deployed
- Living residence assessed by security officer
- Be included in UNSMS security plans
- Maintain liaison with wardens
- Contingency plan exercise with evacuation force
- Communication equipment functional

# Travel Request Information Process (TRIP)

- Process mandatory security clearances online
- Required to know your whereabouts, and provide information and assistance in an emergency



# Security Plan

<p><b>IMPORTANT</b></p> <p>The items shown are <b>PRIORITY</b>. Make sure there is room for them in your back-pack before considering any other items of less importance for your evacuation.</p>		 <p><b>“UN Staff Evacuation RUN BAG”</b> an example of run bag &amp; content</p> <p style="background-color: red; color: white; text-align: center;"><b>Before you run, make sure you leave no confidential documents behind!</b></p>		<p><i>Plan and organize your packing logically. Things you need easily accessible to be packed on top.</i></p> <p><i>All contents to be packed in plastic bags before put in back pack.</i></p>	
 <p>Documents &amp; cash</p>		 <p>Back pack 30 – 50 liters</p> <p>Roll mat</p> <p>Maximum total weight: <b>15 kg</b></p>		 <p>Water</p>	
 <p>Spare warm clothes, underwear, socks, hat, scarf etc.</p>		 <p>Food &amp; other nutritions</p>			
 <p>Wet weather gear</p>		 <p>Sleeping bag (if available)</p>		 <p>Pillow (if available)</p>	
 <p>First Aid kit &amp; Field dressings</p>		 <p>Pen-knife</p>		 <p>Notebook &amp; pen</p>	
 <p>Vitamin tablets</p>		 <p>Towel &amp; toiletries</p>		 <p>Sunglasses</p>	
 <p>Camera</p>		 <p>Torch &amp; extra batteries</p>		 <p>Insect repellent</p>	

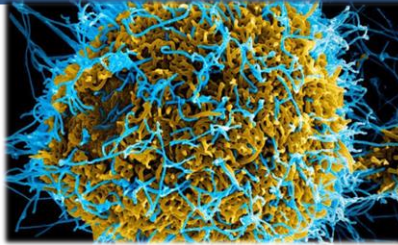
# Safe / Defensive Driving

- Mission driving test
- Training and maintenance
- Defensive driving behavior
- Driving rules and regulations



# Prevention of Diseases

- Ebola
- Malaria
- Cholera
- Typhoid
- Hygiene





# Lesson Take Away

- Safety/Security related definitions
- Role players in UNMO safety / security
- Know the details of UN SMS Structure
- UNMO individual responsibilities

# Questions